

Python, Clawpack, PyClaw, and PetClaw (using PETSc)

Randall J. LeVeque
Kyle Mandli

Applied Mathematics
University of Washington

Conservation Laws Package

www.clawpack.org

Supported in part by NSF, ONR, NIH, DOE,
Founders Term Professorship

CLAWPACK — Conservation Laws Package

High-resolution finite volume methods for hyperbolic problems

- Open source, 1d, 2d, 3d www.clawpack.org
- Originally f77 with Matlab graphics.
- Moving to f95 with Python.
- Adaptive mesh refinement (AMRClaw – Marsha Berger).
- OpenMP and MPI (under development).

User supplies:

- **Riemann solver**, splitting data into waves and speeds
- **Boundary condition routine** to extend data to ghost cells
- **Initial conditions** — `qinit.f`
- **Source terms** — `src1.f`

- **PyClaw**: Python interface, graphics (Kyle Mandli)
- **EagleClaw**: Easy Access Graphical Laboratory for Exploring Conservation Laws (web interface)
- **GeoClaw**: Geophysical flows (David George, Marsha Berger, Kyle Mandli)
- **SharpClaw**: Semi-discrete High Accuracy Runge-Kutta Package (David Ketcheson)
 - High order Weighted Essentially Non-Oscillatory (WENO) methods
 - SSP Runge-Kutta methods
 - Extension to hyperbolic problems not in conservation form
 - Clawpack framework and Riemann solvers.
- **ChomboClaw**: Interface to CHOMBO (Donna Calhoun)
 - CHOMBO: AMR in C++ with MPI interface
P. Collela et. al., Lawrence Berkeley Lab

Setting runtime parameters

The file `setrun.py` contains a function `setrun` that returns an object `rundata` of class `ClawRunData`.

```
$ make .data
```

converts into file of input parameters read by Fortran.

Advantages:

- Easier to document,
- Parameters can be set in any order,
- Can use conditionals, loops, `linspace`, ...
- Easy to script to perform a series of runs.
- Can more easily add new parameters with default values, without breaking previous apps.

Python plotting tools

Fortran code outputs solution in standard format.

Originally used Matlab for plotting.

Currently using [matplotlib](#) module for 1d and 2d plots

3d under development with [VisIt](#) (LLNL) and [Mayavi2](#) (EPD).

Advantages of Python:

- Open source and free (as is Clawpack)
- Excellent plotting tools for 3d
- More powerful general language for scripting regression tests, apps gallery, web interface using cgi-scripts, etc.
- Virtualization

Python plotting tools

Directory `_output` contains files `fort.t000N`, `fort.q000N` of data at **frame N** (N'th output time).

`fort.t000N`: Information about this time,
`fort.q000N`: Solution on all grids at this time

There may be many grids at each output time.

Python tools provide a way to specify what plots to produce for each frame:

- One or more **figures**,
- Each figure has one or more **axes**,
- Each axes has one or more **items**,
(Curve, contour, pcolor, etc.)

setplot function for specifying plots

The file `setplot.py` contains a function `setplot`
Takes an object `plotdata` of class `ClawPlotData`,
Sets various attributes, and returns the object.

Documentation: www.clawpack.org/users/setplot.html

Example: 1 figure with 1 axes showing 1 item:

```
def setplot(plotdata):  
    plotfigure = plotdata.new_plotfigure(name, num)  
    plotaxes = plotfigure.new_plotaxes(title)  
    plotitem = plotaxes.new_plotitem(plot_type)  
    # set attributes of these objects  
    return plotdata
```

setplot function for specifying plots

Example: plot first component of q as blue curve, red circles.

```
plotfigure = plotdata.new_plotfigure('Q', 1)
plotaxes = plotfigure.new_plotaxes('axes1')

plotitem = plotaxes.new_plotitem('1d_plot')
plotitem.plotvar = 0 # Python indexing!
plotitem.plotstyle = '-'
plotitem.color = 'b' # or [0,0,1] or '#0000ff'

plotitem = plotaxes.new_plotitem('1d_plot')
# plotitem now points to a new object!
plotitem.plotvar = 0
plotitem.plotstyle = 'ro'
```


Clawpack requires:

- Unix/Linux
- gfortran (and OpenMP, MPI)
- Python (preferably IPython)
- Plotting modules
- Sphinx for documentation

Virtualization

Clawpack requires:

- Unix/Linux
- gfortran (and OpenMP, MPI)
- Python (preferably IPython)
- Plotting modules
- Sphinx for documentation

VirtualClaw: Simple way to provide complete OS and software.

VM image for VirtualBox, runs on Linux / Windows / Mac.

Download: www.clawpack.org/VM

See also poster today by Jonathan Claridge on creating a VM.

Reproducible research

VirtualClaw can simplify archiving codes used for publications.

For example, “ this code runs with **VirtualClaw-4.5.1**.”

This contains not just Clawpack 4.5.1, also the same version of gfortran, Python, etc. used originally.

For some papers with accompanying codes, see

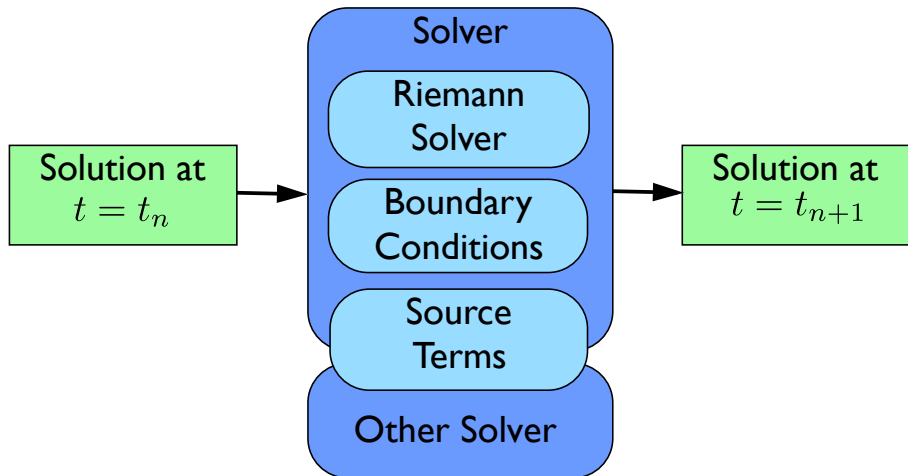
www.clawpack.org/links

PyClaw contains:

- Tools for manipulating input data
- Tools for plotting results
- Pure Python version of parts of Clawpack

Major structures:

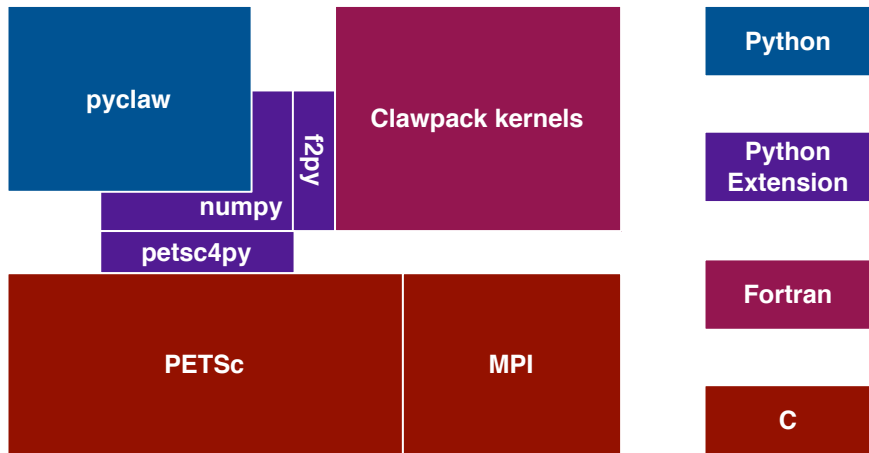
- `Solution` objects representing grid at a particular time
- `Solver` objects representing a type of solver - extensible



PetClaw: A scalable distributed-memory solver for time-dependent nonlinear wave propagation.

- Authors
 - Amal Alghamdi, Aron Ahmadi, David I. Ketcheson (KAUST)
 - Matthew G. Knepley (U. Chicago)
 - Lisandro Dalcin (CIMEC)
- Computational strategy
 - **Clawpack** for computational kernel
 - **PETSc** for communication and implicit solvers (future)
 - Use python as the “glue”, **petsc4py** and **PyClaw**
- Total code comprising PetClaw extension = 300 lines

PetClaw: Architecture

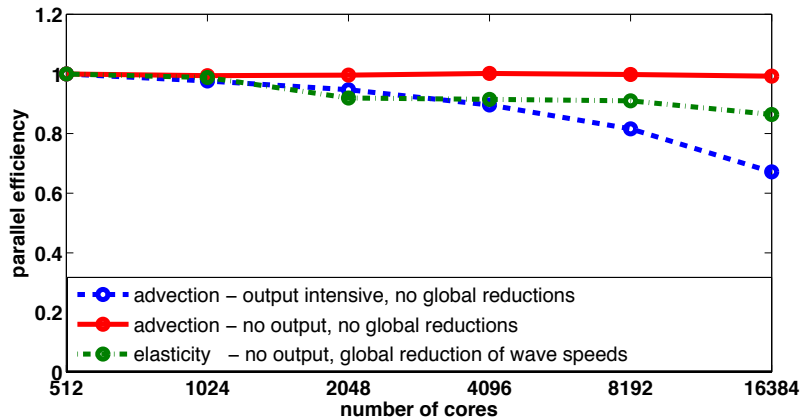


Timing Results

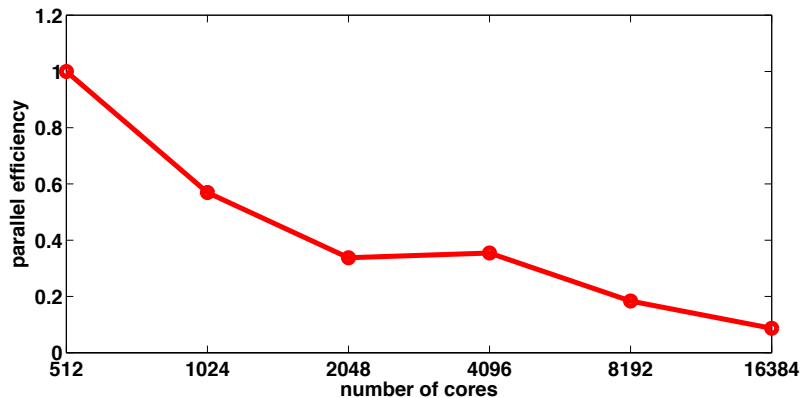
	Clawpack	PetClaw (Python)	PetClaw (Hybrid)
Advection	10.0 s	42.0 s	17.6 s
Elasticity	17.9 s	82.1 s	25.4 s

- All problems involve 10,000 cells and about 10,000 time steps
- Run on an Intel 3.06 GHz Intel Core 2 Duo Laptop

Weak Scaling



Catastrophic Loading



- *“PetClaw: A Scalable Parallel Nonlinear Wave Propagation Solver for Python”*, with Amal Alghamdi, Aron Ahmadi, David I. Ketcheson, Matthew G. Knepley, and Lisandro Dalcin. Accepted for the 19th High Performance Computing Symposium, 2011.
- Obtain the code and reproduce the tests presented:
http://web.kaust.edu.sa/faculty/davidketcheson/PetClaw_HPC_paper.html